

uCertify

Course Outline

CompTIA Server+



Lesson



Practice test



Lab

08 Apr 2020

Contents

1. Course Objective
2. Pre-Assessment
3. Exercises, Quizzes, Flashcards & Glossary
 - Number of Questions
4. Expert Instructor-Led Training
5. ADA Compliant & JAWS Compatible Platform
6. State of the Art Educator Tools
7. Award Winning Learning Platform (LMS)
8. Chapter & Lessons
 - Syllabus
 - Chapter 1: Server Hardware
 - Chapter 2: Installing and Configuring Servers
 - Chapter 3: Server Maintenance
 - Chapter 4: Storage Technologies
 - Chapter 5: Identifying Capacity and Fault Tolerance Requirements
 - Chapter 6: Securing the Server
 - Chapter 7: Securing Server Data and Network Access
 - Chapter 8: Networking
 - Chapter 9: Disaster Recovery
 - Chapter 10: Troubleshooting Hardware and Software Issues
 - Chapter 11: Troubleshooting Connectivity Issues
 - Chapter 12: Troubleshooting Storage Issues
 - Chapter 13: Appendix A
- Videos and How To
9. Practice Test

Here's what you get

Features

10. Performance Based Labs

Lab Tasks

Here's what you get

11. Post-Assessment

1. Course Objective

Start your prep for the CompTIA Server+ SK0-004 certification exam with the CompTIA Server+ course. The cert guide provides complete coverage of the SK0-004 exam objectives and includes topics such as server architecture, administration, storage, security, networking, troubleshooting, and disaster recovery. This course enhances your job performance by providing skills in server handling, and offers hands-on learning in server planning, use, maintenance, and security.

2. Pre-Assessment

Pre-Assessment lets you identify the areas for improvement before you start your prep. It determines what students know about a topic before it is taught and identifies areas for improvement with question assessment before beginning the course.

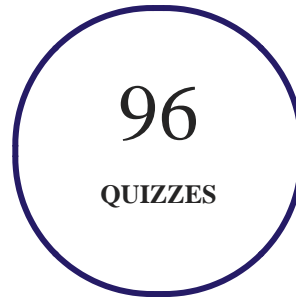
3. Exercises

There is no limit to the number of times learners can attempt these. Exercises come with detailed remediation, which ensures that learners are confident on the topic before proceeding.

240
EXERCISES

4. Quizzes

Quizzes test your knowledge on the topics of the exam when you go through the course material. There is no limit to the number of times you can attempt it.



5. Flashcards

Flashcards are effective memory-aiding tools that help you learn complex topics easily. The flashcard will help you in memorizing definitions, terminologies, key concepts, and more. There is no limit to the number of times learners can attempt these. Flashcards help master the key concepts.



6. Glossary of terms

uCertify provides detailed explanations of concepts relevant to the course through Glossary. It contains a list of frequently used terminologies along with its detailed explanation. Glossary defines the key terms.



7. Expert Instructor-Led Training

uCertify uses the content from the finest publishers and only the IT industry's finest instructors. They have a minimum of 15 years real-world experience and are subject matter experts in their fields. Unlike a live class, you can study at your own pace. This creates a personal learning experience and gives you all the benefit of hands-on training with the flexibility of doing it around your schedule 24/7.

8. ADA Compliant & JAWS Compatible Platform

uCertify course and labs are ADA (Americans with Disability Act) compliant. It is now more accessible to students with features such as:

- Change the font, size, and color of the content of the course
- Text-to-speech, reads the text into spoken words
- Interactive videos, how-tos videos come with transcripts and voice-over
- Interactive transcripts, each word is clickable. Students can clip a specific part of the video by clicking on a word or a portion of the text.

JAWS (Job Access with Speech) is a computer screen reader program for Microsoft Windows that reads the screen either with a text-to-speech output or by a Refreshable Braille display. Student can easily navigate uCertify course using JAWS shortcut keys.

9. State of the Art Educator Tools

uCertify knows the importance of instructors and provide tools to help them do their job effectively. Instructors are able to clone and customize course. Do ability grouping. Create sections. Design grade scale and grade formula. Create and schedule assignments. Educators can also move a student from self-paced to mentor-guided to instructor-led mode in three clicks.

10. Award Winning Learning Platform (LMS)

uCertify has developed an award winning, highly interactive yet simple to use platform. The SIIA CODiE Awards is the only peer-reviewed program to showcase business and education technology's

finest products and services. Since 1986, thousands of products, services and solutions have been recognized for achieving excellence. uCertify has won CODiE awards consecutively for last 5 years:

- **2014**

1. Best Postsecondary Learning Solution

- **2015**

1. Best Education Solution
2. Best Virtual Learning Solution
3. Best Student Assessment Solution
4. Best Postsecondary Learning Solution
5. Best Career and Workforce Readiness Solution
6. Best Instructional Solution in Other Curriculum Areas
7. Best Corporate Learning/Workforce Development Solution

- **2016**

1. Best Virtual Learning Solution
2. Best Education Cloud-based Solution
3. Best College and Career Readiness Solution
4. Best Corporate / Workforce Learning Solution
5. Best Postsecondary Learning Content Solution
6. Best Postsecondary LMS or Learning Platform
7. Best Learning Relationship Management Solution

- **2017**

1. Best Overall Education Solution
2. Best Student Assessment Solution
3. Best Corporate/Workforce Learning Solution
4. Best Higher Education LMS or Learning Platform

- **2018**

1. Best Higher Education LMS or Learning Platform
2. Best Instructional Solution in Other Curriculum Areas

3. Best Learning Relationship Management Solution

11. Chapter & Lessons

uCertify brings these textbooks to life. It is full of interactive activities that keeps the learner engaged. uCertify brings all available learning resources for a topic in one place so that the learner can efficiently learn without going to multiple places. Challenge questions are also embedded in the chapters so learners can attempt those while they are learning about that particular topic. This helps them grasp the concepts better because they can go over it again right away which improves learning.

Learners can do Flashcards, Exercises, Quizzes and Labs related to each chapter. At the end of every lesson, uCertify courses guide the learners on the path they should follow.

Syllabus

Chapter 1: Server Hardware

- Server Form Factors
- Installing and Configuring Server Components
- Maintaining Power and Cooling Requirements
- Summary
- Exam Essentials

Chapter 2: Installing and Configuring Servers

- Installing and Configuring Server Operating Systems

- Using Access and Control Methods to Administer a Server
- Purpose and Operation of Virtualization Components
- Summary
- Exam Essentials

Chapter 3: Server Maintenance

- Server Roles and Requirements
- Proper Server Maintenance Techniques
- Asset Management and Documentation
- Summary
- Exam Essentials

Chapter 4: Storage Technologies

- Hardware and Features of Various Storage Technologies
- Installing and Deploying Primary Storage Devices
- Summary
- Exam Essentials

Chapter 5: Identifying Capacity and Fault Tolerance Requirements

- Calculating Appropriate Storage Capacity and Planning for Future Growth
- Configuring RAID
- Summary
- Exam Essentials

Chapter 6: Securing the Server

- Physical Security Methods and Concepts
- Server Hardening Techniques
- Proper Environmental Controls and Techniques
- Summary
- Exam Essentials

Chapter 7: Securing Server Data and Network Access

- Basic Network Security Systems and Protocols
- Logical Access Control Methods
- Data Security Methods and Secure Storage Disposal Techniques
- Summary
- Exam Essentials

Chapter 8: Networking

- Configuring Servers to Use IP Addressing and Network Infrastructure Services
- Ports and Protocols
- Cable Management Procedures
- Summary
- Exam Essentials

Chapter 9: Disaster Recovery

- Disaster Recovery Principles
- Backup
- Summary
- Exam Essentials

Chapter 10: Troubleshooting Hardware and Software Issues

- Troubleshooting Theory and Methodologies
- Troubleshooting Hardware Problems
- Troubleshooting Software Problems
- Summary

- Exam Essentials

Chapter 11: Troubleshooting Connectivity Issues

- Diagnosing Network Problems
- Diagnosing Security Issues
- Summary
- Exam Essentials

Chapter 12: Troubleshooting Storage Issues

- Troubleshooting Storage Problems
- Summary
- Exam Essentials

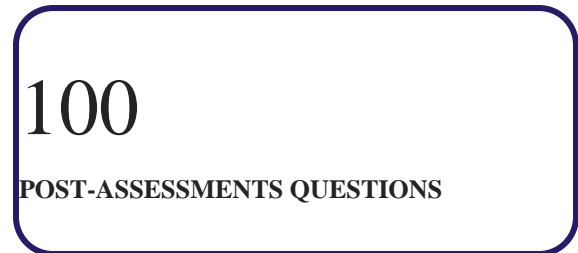
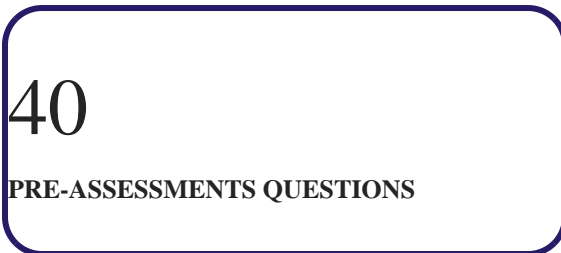
Chapter 13: Appendix A

- Objective Map

12. Practice Test

uCertify provides full length practice tests. These tests closely follow the exam objectives and are designed to simulate real exam conditions. Each course has a number of test sets consisting of hundreds of items to ensure that learners are prepared for the certification exam.

Here's what you get



Features

Full Remediation

Each question comes with detailed remediation explaining not only why an answer option is correct but also why it is incorrect.

Unlimited Practice

Each test can be taken unlimited number of times until the learner feels they are prepared. Learner can review the test and read detailed remediation. Detailed test history is also available.

Learn, Test and Review Mode

Each test set comes with learn, test and review modes. In learn mode, learners will attempt a question and will get immediate feedback and complete remediation as they move on to the next question. In test mode, learners can take a timed test simulating the actual exam conditions. In review mode, learners can read through one item at a time without attempting it.

13. Performance Based Labs

uCertify's performance-based labs are Live Labs. Learn the real world skills using Live Labs. uCertify Labs are cloud-based, device-enabled and can be easily integrated with an LMS. Features of uCertify labs:

- Provide hands-on experience in a safe, online environment

- Labs simulate real world, hardware, software & CLI environment
- Flexible and inexpensive alternative to physical Labs
- Comes with well-organized component library for every task
- Highly interactive - learn by doing
- Explanations and remediation available
- Videos on how to perform

Lab Tasks

- Running any application as administrator
- Running any application as administrator using command line
- Assign new IP address with DNS and subnet mask
- Concept of SSO possibility
- Disabling a service
- Disabling a service in linux
- Add roles and features
- Swap or Pagefile Optimization
- Set Automatic Windows Update
- Install a loopback adapter
- Compress a file to save disk space
- Compress a folder to save disk space
- Set size of a log file
- Set Quota Usage Limit
- Configure network based firewall
- Router Access List
- Configuring VPN
- Configure VLAN
- NTFS File permission
- EFS (Encryption File System)
- Disk-Level Encryption
- Configuring private IPv4

- Configuring private IPv6
- NAT (Network Address Translation)
- TCP open ports (netstat)
- Incremental Backup
- Full Backup
- Perform Restore Point
- Adding a printer and sharing
- Do trace route
- Use of Zenmap
- Using Top command
- Create and mount Virtual Hard Disk using Disk Management

Here's what you get



14. Post-Assessment

After completion of the uCertify course Post-Assessments are given to students and often used in conjunction with a Pre-Assessment to measure their achievement and the effectiveness of the exam.

Have Any Query? We Are Happy To Help!

GET IN TOUCH:

■ Contact No

■ Email: sales@ucertify.com

■ www.uCertify.com